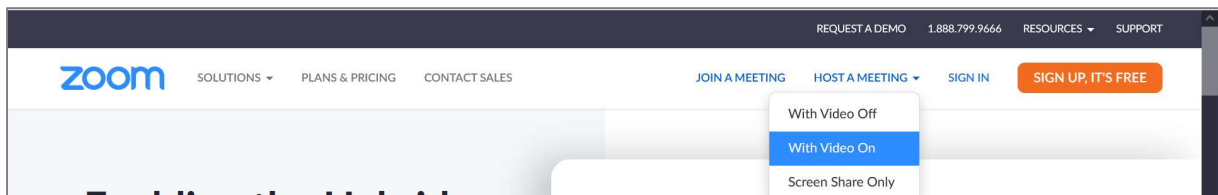




How to create a video with ZOOM?

In order to start a video session in Zoom:

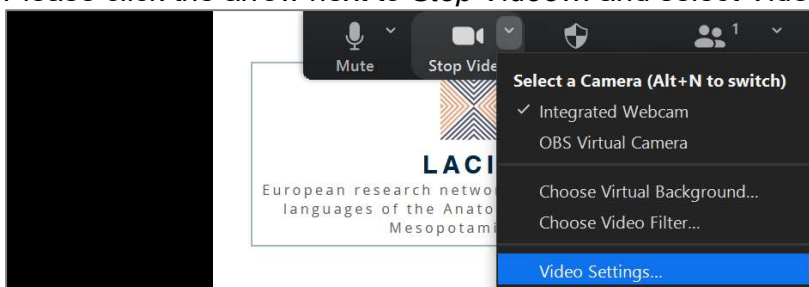
- please go to <https://zoom.us>
- select *Host a Meeting*
- select *With Video On*



- You may be asked to sign in... Sign in.
- You may be asked to accept opening this link in Zoom meetings... Accept.
- Join with computer audio... Yes!

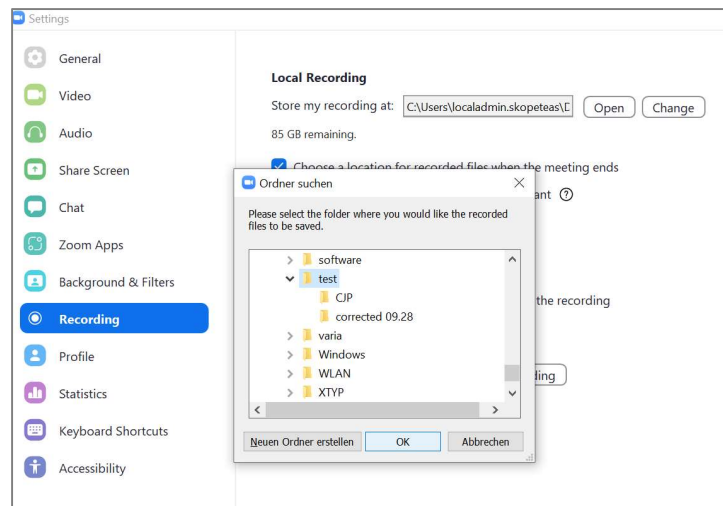
In order to be able to find the file after recordings, you need to set a file path in the video settings:

- Please click the arrow next to *Stop Video...* and select *Video Settings...*



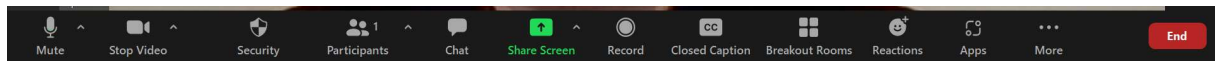
- Go to *Recording*. You need either to notice the directory in which the recordings are stored (under *store my recording at...*) or to click on *Change* and select a directory in your computer, in which your recording will be stored:

Glottothèque: Mayan languages

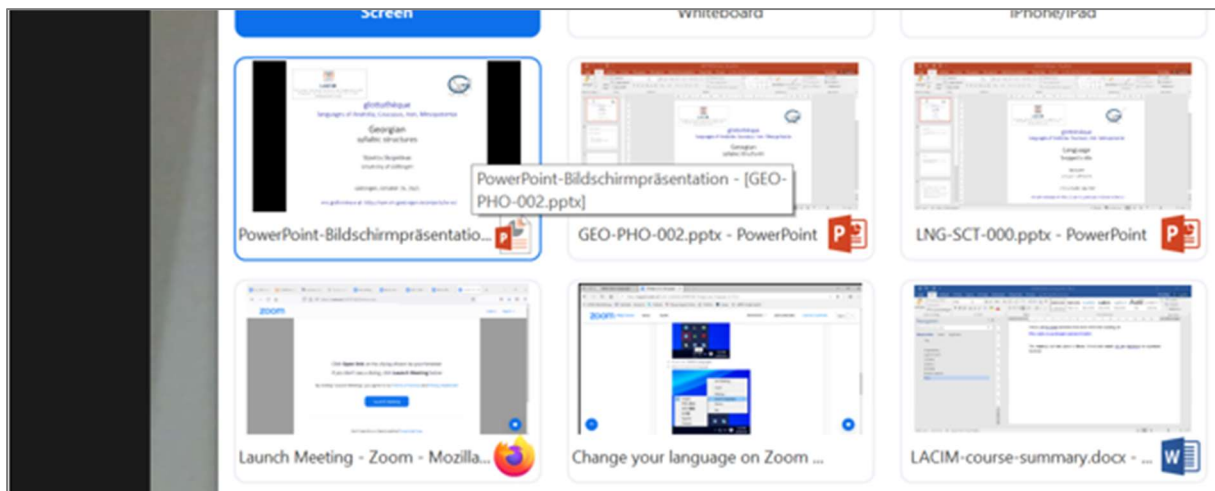



In order to do the record your teaching unit:

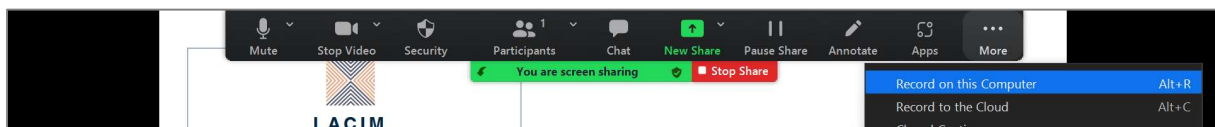
- please click on *Share Screen*



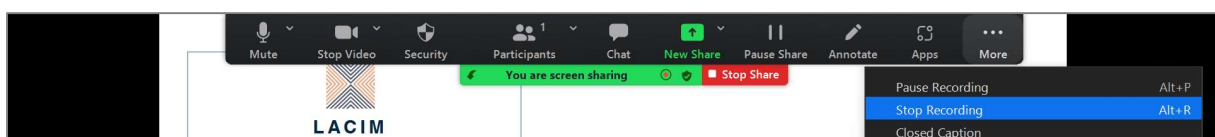
- please select your Powerpoint Presentation (this requires that you have opened the ppt presentation in the full-screen mode, before sharing screen)



- Click on *Record* ; if this symbol is not displayed, click on *Record on the computer* (under *More...*):




- Now you can record your teaching unit.
- At the end, you click on *Stop recording*:






In order to open your file:

- zoom always creates two *Video recording files*. You can click either of them to convert these files to a normal video file:

Name	Änderungsdatum	Typ
 double_click_to_convert_01.zoom	25.10.2021 21:41	Zoom Recording File
Typ: Zoom Recording File	25.10.2021 21:41	Zoom Recording File
Größe: 1,15 MB	25.10.2021 21:41	TAG-Datei
Änderungsdatum: 25.10.2021 21:41		

- the result is a .mp4 file that you can see in most video applications:

Name	Änderungsdatum	Typ
 audio1685848841.m4a	25.10.2021 21:41	M4A-Datei
 recording.conf	25.10.2021 21:41	CONF-Datei
 video1685848841.mp4	25.10.2021 21:41	MP4-Datei

Furthermore:

- You may find more details in the instructions of the zoom tool here:
<https://support.zoom.us/hc/en-us/articles/201362473-Local-recording>